



**PEGASUS®**



**EX/EXT SERIES** 

**EX 5100**

Cylinder bed overedger

**EXT 5100**

Variable top feed type

Cylinder bed overedger



# EX 5100 SERIES

Cylinder bed overedger

# EXT 5100 SERIES

Variable top feed type

Cylinder bed overedger



The EX series cylinder bed type machines most suitable for cylindrical goods.

# Further search for ease of operation



Common  
specification

EX5100 Series  
Cylinder bed overedger

EXT5100 Series  
Variable top feed type  
Cylinder bed overedger

Stitch length adjustment : Push-button


Differential feed ratio adjustment : Lever that can be adjusted intermittently during sewing

Maximum speed : 8,500 sti/min(EX)  
7,000 sti/min(EXT)

Lubrication : Fully-automatic

## CLOSE UP

### SMALL CYLINDER BED FOR SMALL CYLINDRICAL GOODS



The circumference of the cylinder bed is only 148mm. Cylinder bed type overedgers with the unique features of the EX series. These overedgers perform blindstitch hemming on small cylindrical goods, such as sleeve openings for children's wear, as well as those for T-shirts.

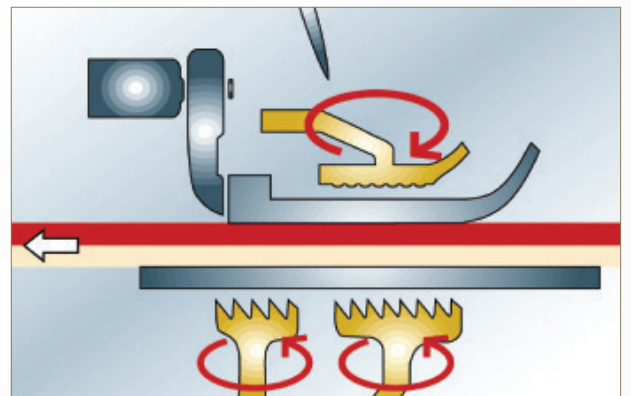
Circumference  
**148 mm**

### HIGH QUALITY PRODUCTS ACHIEVED BY ACCURATE TOP AND BOTTOM FEEDING

The top and bottom feed dogs feed the fabric accurately, producing high-quality products with no plyshift and/or twist.



Thanks to the independently driven top feed mechanism, feeding efficiency has been increased dramatically. This feature responds to a wide variety of fabrics, including light to heavy weight fabrics.



## ATTACHING ELASTIC IS EASILY PERFORMED, PRODUCING BEAUTIFULLY FINISHED PRODUCTS

The fabric tensioner (FR) holds the rib knit fabric and the body. The top and bottom feed dogs feed the fabric accurately. Therefore, the machine attaches rib knit fabrics to tubular goods easily and consistently regardless of operator skill.



## ATTACHING ELASTIC TO TUBULAR GOODS CONTINUOUSLY CAN BE PERFORMED EASILY

The elastic feeder/insertor (MC) constantly feeds the proper amount of elastic according to preset sewing data. Even if the amount of elastic should be changed in the same operation (ex. attaching elastic to leg openings), the amount of elastic will be able to be changed automatically at the required position. The automatic tape cutter cuts the tape correctly at the end of sewing, so finished products with constant sewing lines and beautiful quality can be usually obtained.

In addition, thanks to the adoption of the drop feed mechanism, as soon as the presser foot is raised, the bottom feed dog is lowered under the top surface of the needle plate. Therefore, positioning the fabric is easier.

Conventionally, attaching elastic to tubular goods continuously requires a high level of technique. However, the EX(T)5100 series deskill the operation. The operator can perform this operation smoothly on these series.



## ONE MACHINE RESPONDS TO VARIOUS SEWN PRODUCTS

If the optional cloth plate which can be opened/closed easily is used, it will increase the applications. Then only one machine can perform both of operations such as blindstitch hemming and plain seaming.



## PUSH-BUTTON TYPE STITCH LENGTH ADJUSTMENT

All you have to do is press the push button and turn the machine pulley. Thanks to this feature, you can effortlessly adjust the stitch length with ease of operation.



# OPTION

## MC ELASTIC FEEDER WITH TAPE CUTTER/INSERTER


Conventionally, this operation requires a high level of techniques. However, the elastic feeder/inserter with tape/thread chain cutter (MC) deskills the operation because it feeds the proper amount of elastic according to the machine speed and the automatic tape/



thread chain cutter cuts the elastic based on preset data. Thanks to this device, attaching elastic accurately and uniformly to tubular goods is easy.

## FR FABRIC TENSIONER

This device holds the fabric and elastic for the sewing of tubular goods, such as attaching elastic to waists. Thanks to this device, finished products are uniform, regardless of the operator's skill. There are two types of user selectable fabric tensioners, movable and fixed types.



## DROP FEED MECHANISM

Since a drop feed mechanism is employed, the bottom feed dogs drop below the top surface of the needle plate when the presser foot is raised. Use of this mechanism enables smooth fabric loading.



## EH ELECTRIC HEMMING GUIDE

This guide automatically slides as soon as the sensor detects the cross seam section. This feature prevents misalignment due to stitch skipping or plyshifting on the cross seam sections, which tends to occur in blindstitch hemming operations. This device allows the



operator to concentrate on the sewing operation. In addition, if a presser foot that has a different fulcrum is used, the EX (T)5100 series will perform blindstitch hemming more steadily and beautifully.

## KS THREAD CHAIN CUTTER

A thread chain is cut as soon as it is sucked up by air suction. There is no need to cut the thread chain using scissors. Therefore, these devices dramatically increase operational efficiency.



## LC PNEUMATIC LINT COLLECTOR

This pneumatic device strongly sucks up cutting waste and fine dust generated during sewing, providing clean and comfortable working conditions.



## PL PRESSER FOOT LIFT

Pressing the treadle with your heel raises the presser foot. This device is easy to use, thus decreasing operator fatigue and increasing productivity.



# SUBCLASSES

## Display cases


EX(T)51 <sup>1</sup>04 - <sup>2</sup> - <sup>3</sup>0 <sup>4</sup>4 / <sup>5</sup> / <sup>6</sup>3 <sup>7</sup>3 <sup>8</sup>3 - <sup>9</sup> - <sup>10</sup>2X4 / <sup>11</sup>KS

- 1** Stitch type  
04 : 504  
05 : 505  
14 : 514
- 2** Additional  
D : Drop feed
- 3** Operation  
0 : Plain seaming  
1 : Blind stitch hemming  
5 : Attaching tape  
9 : Versatile
- 4** Fabric weight  
2 : Light to medium weight fabric  
3 : Medium to heavy weight fabric  
4 : Heavy to extra heavy weight fabric
- 5** Additional  
M2 : 504-505-514  
D : MC device available
- 6** Upper looper capacity  
2 : 5x5 (Standard stroke)  
3 : 6x6 (High stroke)  
4 : 7x7 (Super high stroke)
- 7** Feed dog row  
2 : 2 row (Standard)  
3 : 3 row (Standard)
- 8** Feed dog pitch  
3 : 1.6 mm
- 9** Additional  
N : Without chaining land
- 10** Gauge  
Needle space  
Needle space x overedge width  
Overedge width
- 11** Devices

EX5100																	
Stitch	Operation	Fabric weight			Stitch	Needle	Upper looper	Upper looper capacity	Feed dog row	Feed dog pitch	Feed dog	Stitch	Stitch	Accessories/Option/Remarks			
		Light	Medium	Heavy													
①②	Plain seaming	Light			EX5104-02/233N	1	3	-	4	3.7	0.8-1.8	5.0	8,500	DC×27#9(65) Option: KS,PL,LC			
		Medium			EX5114-03/333N	2	4	2	3						5.5	7,500	Option: KS,FR,PL,LC
		Heavy			EX5104-04/433	1	3	-	4								
		Light			EX5114-04/433	2	4	2	3						3.7	0.8-1.8	5.5
③	Blindstitch hemming	Light			EX5105-12/223N	1	3	-	3	3.7	0.8-1.8	5.5	7,000	DC×27#9(65) Accessories: MC/Drop feed Option: GF			
④	Attaching elastic	Medium			EX5104-D-52D1/333	1	3	-	4						3.7	0.8-1.8	5.5
①②③	Versatile	Light			EX5114-92M2/223N	2	4	2	3	3.7	0.8-1.8	5.5	8,000	Option: KS,EH,PL,LC Remarks: 1-needle plain seaming, blindstitch hemming, 2-needle plain seaming			
			Medium														

EXT5100																							
Stitch	Operation	Fabric weight			Stitch	Needle	Upper looper	Upper looper capacity	Feed dog row	Feed dog pitch	Feed dog	Stitch	Stitch	Accessories/Option/Remarks									
		Light	Medium	Heavy																			
①②	Plain seaming	Light			EXT5104-02/233N	1	3	-	3	3.7	0.8-1.8	0.5-6.0	3.5	5.0	7,000	DC×27#9(65) Option: KS,PL,LC							
		Medium			EXT5114-03/333N	2	4	2	3								4.5	5.5	6,700	Option: KS,FR,PL,LC			
		Heavy			EXT5104-04/433	1	3	-	4												5.5	6.0	6,300
		Light			EXT5104-04/433N	1	3	-	3								3.7	0.8-1.8	0.5-6.0	4.5			
		Medium			EXT5114-04/433	2	4	2	4												3	4	3
		Heavy			EXT5114-04/433N	2	4	2	3								3.7	0.8-1.8	0.5-6.0	4.5			
③	Blindstitch hemming	Light			EXT5105-12/223N	1	3	-	4	3.7	0.8-1.8	0.5-6.0	4.5	5.0	6,700	DC×27#9(65) Option: KS,EH,PL,LC							
			Medium																				

### Seam illustration



This Anti-copy (-counterfeit) Sticker certifies that the sewing machine is a genuine product of PEGASUS SEWING MACHINE MFG. CO., LTD. If you look at this sticker through an exclusive "viewer," an original PEGASUS hidden image will appear.

## PEGASUS SEWING MACHINE MFG. CO., LTD.

5-7-2 Sagisu Fukushima-ku, Osaka 553-0002 Japan  
TEL : +81-6-6458-4739 / FAX : +81-6-6454-8785  
URL : <http://www.pegasus.co.jp>



\* The specification and/or appearances of the equipment described in this catalog is subject to change without previous notice.



# EX/EXT SERIES

**EX5100** | Cylinder bed overedger

**EXT5100** | Variable top feed type Cylinder bed overedger